

### Display LED

The display shows the vend price and remaining time and programming options. Error codes are also displayed here.



### Cycle Buttons

Press the CYCLE buttons to select the desired cycle based on laundry types and conditions.

#### 90°C (194°F)

Use it for the more medical wash than 75°C (167°F) such as white clothes, baby clothes, sheets and underwear.

#### 75°C (167°F)

Use it for heavy soiled fabrics such as white clothes, baby clothes, sheet and underwear.

#### 60°C (140°F)

Use it for heavy soiled fabrics such as baby wear, underwear and white clothes.

#### 40°C (104°F) / 30°C (86°F)

Use it for normal soiled fabrics such as cotton, linen, towels, shirts and jeans.

#### Cold

Use for cold washing for sturdy fabrics, such as casual work.






### Optional function button

Custom PGM: Customized cycle program can be used. Only available in OPL type.

### Start/Pause button

The Start/Pause LED flashes when the full vend price has been satisfied and the cycle has been chosen.

### Status LED

LED	Description
 Wash	LED flashes whenever the Washing cycle is in operation.
 Rinse	LED flashes whenever the Rinsing cycle is in operation.
 Spin	LED flashes whenever the Spinning cycle is in operation.
 Door Lock	LED flashes whenever the door lock is activated.
 Wi-Fi	LED flashes when the Wi-Fi is connecting. LED stays lit when the Wi-Fi is connected.